



Clinic Chair at a glance:

Arms not included as standard – to order if required.

- Clinic Chair
- Compact base frame ideal for smaller rooms
- Seat section has a fixed tilt of 10°
- Gas-assisted adjustable back and foot sections
- Retractable wheelbase with foot lever control
- Anti-microbial seamless 2" vinyl upholstery
- Steel frame with white anti-microbial protective coating
- Electronic model: Height operation by handheld remote control
- Hydraulic model: Height operation by pneumatic foot pump.

Clinic Chair dimensions (standard):

- Height: 19" – 33" (Adjustable)
- Footprint: 17" x 28"
- Panel 1 Length: 32"
- Panel 2 Length: 20"
- Panel 3 Length: 18"
- Width: 24"
- Max Safe Working Load: 225kg



UK Made. CE marked



Anti-microbial vinyl



FREE Delivery anywhere in mainland UK by courier

Production lead time: approx. 15-20 working days

Personal installation service to order.

Height adjustment options:

ELECTRONIC

JOS4100E

HYDRAULIC

JOS4100H

This Joslin clinic chair offers a compact frame size which makes it the ideal product for smaller treatment rooms and offices. It features a seat section with a fixed 10° tilt, gas-assisted adjustable back and foot sections and a retractable wheelbase with foot lever control. The Joslin clinic chair is available in a choice of anti-microbial vinyl upholstery options.

Special features:



Back and leg sections adjust smoothly with gas assist levers. Legs can be independently raised and lowered. Chair swiftly converts to flat to allow for recovery position.



Retractable wheel base allows couch to be moved and positioned with ease.

Order online at [meditelle.co.uk](https://www.meditelle.co.uk) or email sales@meditelle.co.uk

Specifications

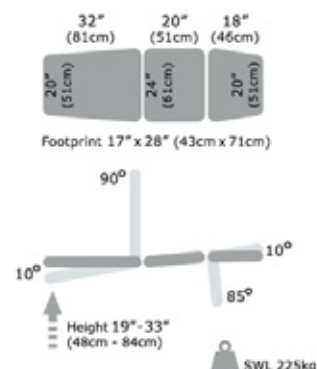
Vinyl colour options:



Premium vinyl colour options:



Technical information:




Available attachments:




Side Rails (pair) - Provide additional patient safety. Fold down



Side Pads (pair) - Provide additional patient safety. Fold down



Head Cushion - Provides patient support. Detachable.



IV Pole - Fits either side. Height adjustable. Detachable.



Phlebotomy Arm (single or pair) - Multi adjustable. Detachable.



Arm Supports - Height adjustable. Detachable.

Extra options:



Additional top layer of pressure relieving memory foam



Alternative electronic double footswitch control



Frame with 7" hoist clearance. n.b. wheels not available