

# WIDE SPLIT-LEG CLINIC CHAIR



TREATMENT CHAIRS



## Wide Split-Leg Clinic Chair at a glance:

*Arms not included as standard – to order if required.*

- Phlebotomy Chair
- 28" wide as standard
- Seat section has a fixed tilt of 10°
- Gas-assisted adjustable back and foot sections
- Retractable wheelbase with foot lever control
- Anti-microbial seamless 2" vinyl upholstery
- Steel frame with white anti-microbial protective coating
- Electronic model: Height operation by handheld remote control
- Hydraulic model: Height operation by pneumatic foot pump.

## Wide Split-Leg Clinic Chair dimensions (standard):

- Height: 19" – 33" (Adjustable)
- Footprint: 17" x 28"
- Panel 1 Length: 32"
- Panel 2 Length: 20"
- Panel 3 Length: 18"
- Width: 28"
- Max Safe Working Load: 225kg



UK Made. CE marked



Anti-microbial vinyl



**FREE Delivery** anywhere in mainland UK by courier

**Production lead time: approx. 15-20 working days**

**Personal installation service to order.**

## Height adjustment options:

**ELECTRONIC**

JOS4185E

**HYDRAULIC**

JOS4185H

This Joslin wide/bariatric split-leg clinic chair offers an increased bed size, making it the ideal product for larger patients. It features a seat section with a fixed 10° tilt, gas-assisted adjustable back and foot sections and a retractable wheelbase with foot lever control. The Joslin wide/bariatric split-leg clinic chair is available in anti-microbial vinyl upholstery options as standard.

## Special features:



Back and leg sections adjust smoothly with gas assist levers. Legs can be independently raised and lowered. Chair swiftly converts to flat to allow for recovery position.



Retractable wheel base allows couch to be moved and positioned with ease.

Order online at [meditelle.co.uk](https://www.meditelle.co.uk) or email [sales@meditelle.co.uk](mailto:sales@meditelle.co.uk)

# WIDE SPLIT-LEG CLINIC CHAIR



TREATMENT CHAIRS

## Specifications

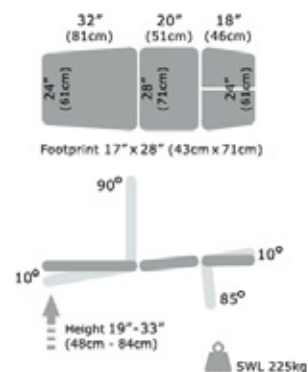
### Vinyl colour options:



### Premium vinyl colour options:



### Technical information:




### Available attachments:




Side Rails (pair) - Provide additional patient safety. Fold down



Side Pads (pair) - Provide additional patient safety. Fold down



Head Cushion - Provides patient support. Detachable.



IV Pole - Fits either side. Height adjustable. Detachable.



Phlebotomy Arm (single or pair) - Multi adjustable. Detachable.



Arm Supports - Height adjustable. Detachable.

### Extra options:



Additional top layer of pressure relieving memory foam



Alternative electronic double footswitch control



Frame with 7" hoist clearance. n.b. wheels not available

Order online at [meditelle.co.uk](https://www.meditelle.co.uk) or email [sales@meditelle.co.uk](mailto:sales@meditelle.co.uk)